

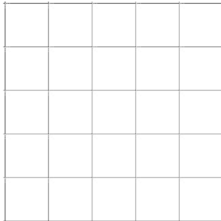
## 3º ESO. TPR SISTEMA DIÉDRICO

### Vistas de una pieza


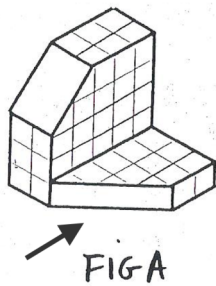
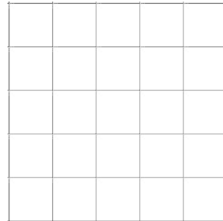
Nombre : \_\_\_\_\_ Curso: \_\_\_\_\_

- 1) (5 p) **Dibuja a LÁPIZ y con REGLA**, el alzado, la planta y el perfil de las 4 piezas. La flecha indica el alzado.

Derecho

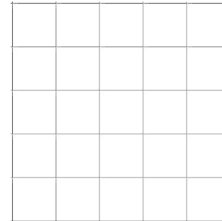


Alzado

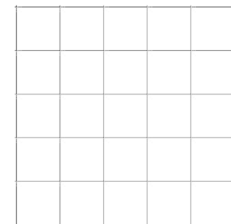




Planta

Derecho

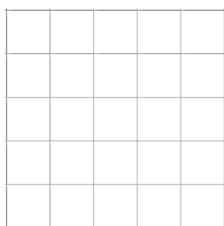


Alzado


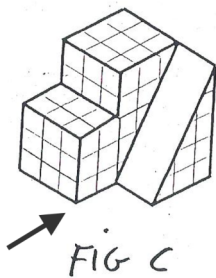



Planta

Derecho



Alzado


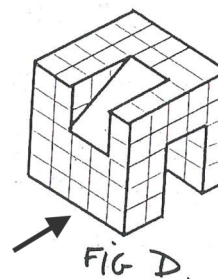


Planta

Derecho



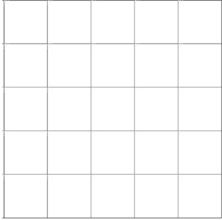
Alzado



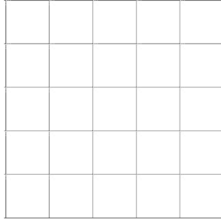
Planta

- 2) (5 p) **Dibuja a LÁPIZ y con REGLA**, el alzado, la planta y el perfil de las 4 piezas. La flecha indica el alzado.

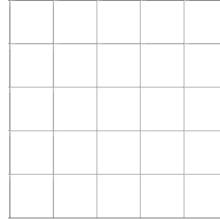
Derecho




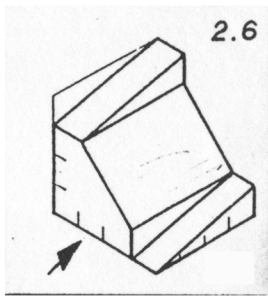
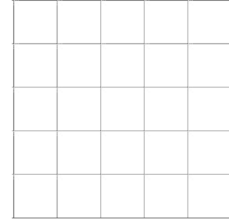
Alzado




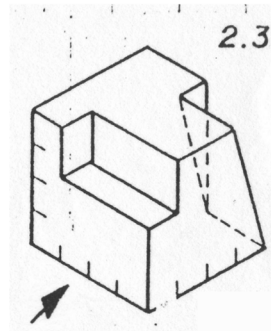
Derecho



Alzado

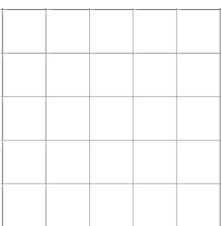


Planta




Planta


Derecho




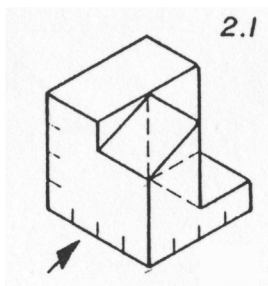
Alzado




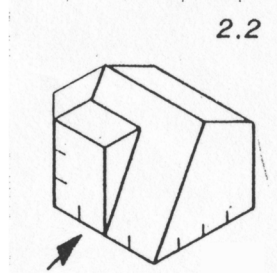
Derecho



Alzado



Planta



Planta